



St. Benedict's College

Year 8 Revision Lists

Summer Examinations

Exam Dates: 4-9th June 2026



Name	
Class	



Year 8 CM3 Summer Exams

Venue- 8L Room 3, 8B Room 1, 8M Room 13 / 14

Time	Thurs 4 th June	Fri 5 th June	Mon 8 th June	Tues 9 th June
9:20-10:30 am	LLW 45 mins	T&D (30 mins)	Irish (1hr)	History 1hr
10:45-1pm	Maths 1hr	Geography 1hr	English 1hr	French 1 hr (8B half of 8M) PTE/PTM 8L & half of 8M (pers. 3-6)
1:40-3:20pm	HE 45 mins	Science 1hr	RE 1hr	French 1hr (8L half of 8M) PTE/PTM 8B & half of 8M (pers. 7-9)

- Bring Essential Materials**- Pens, pencils, ruler, and any required stationery.
- No borrowing during exams.
- No mobile phones**, smartwatches, or electronic devices in the exam room.
- Exam Conduct**
- Arrive on time and follow all instructions from staff.
- Maintain silence and focus during study and exams.



Supporting Your Child During Revision

Small support. Big difference.



Your encouragement and support can help your child feel confident, motivated and ready to do their best.

1 CREATE THE RIGHT ENVIRONMENT

- Provide a quiet, comfortable space to revise.
- Keep it tidy and free from distractions.
- Good lighting and a comfy chair help!

2 ENCOURAGE A REALISTIC PLAN

- Help them create a revision timetable.
- Break topics into smaller chunks.
- Build in short breaks and time to rest.

3 BE POSITIVE AND SUPPORTIVE

- Praise effort, not just results.
- Encourage and remind them they can do it!
- A calm, positive attitude goes a long way.

4 SHOW INTEREST

- Ask how revision is going.
- Listen and help with any concerns.
- Show interest in their learning and progress.

5 HELP THEM STAY HEALTHY

- Encourage regular breaks, healthy snacks and plenty of water.
- Good sleep is essential for memory and concentration.

6 REDUCE STRESS

- Remind them it's normal to feel a bit stressed.
- Encourage deep breaths, exercise or a short walk.
- Let them know you're there to support them.

7 STAY ORGANISED

- Help them keep track of key dates and exam times.
- Make sure they have all the materials they need.

8 BE A GOOD ROLE MODEL

- Show a positive attitude to work and challenges.
- Balance is important – relax and spend time together.

9 REMEMBER...


Exams are important, but they are just one part of your child's journey.
Your love and belief in them matter most.



YOU DON'T NEED TO HAVE ALL THE ANSWERS.

You just need to be there, believe in them, and help them take it one step at a time.





HOW TO REVISE EFFECTIVELY!



Work smart, not just hard!






7 EFFECTIVE REVISION STRATEGIES

- 1 PLAN YOUR TIME**  Make a revision timetable. Break big topics into small chunks and set realistic goals. **A plan = less stress!**
- 2 RETRIEVE INFORMATION**  Test yourself without looking at your notes. Use flashcards, past questions or try to write it out. **Testing strengthens memory!**
- 3 SPACE IT OUT**  Don't cram! Revise a little bit over several days. Spacing helps you remember for longer. **Little and often works best!**
- 4 USE ACTIVE TECHNIQUES**  Make mind maps, diagrams, summary sheets or teach the topic to someone else. **Get active with your revision!**
- 5 PRACTISE PAST QUESTIONS**  Past questions show you what to expect and help you improve your exam skills. **Practice makes progress!**
- 6 USE VISUALS AND COLOURS**  Use charts, diagrams, highlighters and colours to help key information stand out. **Your brain loves pictures!**
- 7 REVIEW AND REFLECT**  Check what you know, what you don't and adjust your plan. **Keep improving!**


LOOK AFTER YOURSELF

- GET ENOUGH SLEEP**  Good sleep helps your brain remember information.
- STAY HYDRATED**  Drink water regularly—your brain works better!
- EAT WELL**  Healthy food gives you energy and helps you focus.
- TAKE BREAKS**  Step away, stretch, listen to music. Short breaks help you stay focused.
- STAY POSITIVE**  Believe in yourself. You can do it! ❤️

USEFUL REVISION METHODS

- FLASHCARDS**  Perfect for key words, facts and definitions.
- MIND MAPS**  Great for seeing the big picture and making connections.
- CORNELL NOTES**  Note key points, then summarise in your own words.
- TEACH IT**  Explain it to a friend or family member. If you can teach it, you know it!
- CHECKLISTS**  Make lists of what you know and what you need to revise.

EXAM SUCCESS CHECKLIST

- I understand the topic
 - I can explain it in my own words
 - I can answer past questions
 - I know my key facts
 - I feel confident and prepared
- YOU'VE GOT THIS!** ★ 

★ CONSISTENT EFFORT TODAY = SUCCESS TOMORROW ★

Irish and French

<p style="text-align: center;">Irish</p> <p>Reading: 50%</p> <p>Writing: 30%</p> <p>Presentation on weather 20%</p>	<p>Irish Reading topics - Year 8 Topics</p> <ol style="list-style-type: none">1. Colours & Key words2. Classroom objects3. Numbers 1-100, Prices & The clock4. The days of the week5. The verb To Be with Tá / bhí and Beidh6. 20 Ag Words – actions + nouns7. Places in the town – shops and amenities8. The weather & The counties9. Rooms in the house10. Conversation – self and family <p>Writing: Write 40 words about myself / family / likes etc</p> <p>Translate 10 sentences into English</p>
<p style="text-align: center;">French</p> <p>Reading: 60%</p> <p>Writing & Translation: 40%</p>	<p>Reading Topics - Year 8 French</p> <ol style="list-style-type: none">1. Franglais words2. Numbers 1-50 & clock3. Days and months4. Classroom objects and colours5. Rooms in the house6. Animals7. Conversation – self and family & likes and dislikes8. Food & drink9. School subjects and opinions & justifications10. Sports / Hobbies & Interests <p>Writing: Write 40 words about yourself</p> <p>Translate 10 sentences into English</p>

Religion

All students will need to revise the following topics:

Class – 8L 8B

- The Old Testament background worksheet
- The Word of God through the Ages worksheet
- The story of the Dead Sea Scrolls
- Names of the 7 Sacraments
- Map of Palestine
- Label the Temple
- Holy Week events
- Names of the 12
- Call of the first 4
- Parable of the Sower
- Mass

Class – 8M

-
- The Bible – how many books in OT and NT – name 3 books from each testament
- Story of the Dead Sea Scrolls
- Names of the 7 Sacraments and symbols used in Baptism
- Names of 12 Apostles
- Map of Palestine
- Label Advent Wreath
- The Birth of Jesus
- Parable of the Sower
- The Easter Story
- Call of first 4 disciples

Music

All students will need to revise the following topics:

Elements of Music

- Dynamics
- Pitch
- Duration
- Tempo
- Timbre
- Texture
- Articulation
- Silence

Reading Music

- Note names
- Symbols

Pulse and Rhythm

- Definitions of pulse and rhythm
- Note values
- Identifying rhythms

The Keyboard

- Labelling the keyboard

LLW

Section 1 - Employability

- Be able to match jobs to their skill set Eg. Fireman - health and safety, risk assessment, quick reactions, driving a fire engine
- Why is communication important in the workplace
- Where can you find out about job advertisements
- Difference between skills and qualities in the workplace
- Be able to name businesses where you can get goods/ services
- Be able to read and understand a job advertisement

Section 2 - Citizenship

- How to deal with conflict
- Why are people discriminated against?
- Ways to express cultural diversity
- Factors which affect cultural identity
- Be able to read data and create a bar graph

Section 3 - Personal Development

- How to show respect towards property
- How to boost self esteem
- Scenario Questions - be able to read and give an answer
- Qualities of a good friend
- Identity

History

Revision topics are outlined below. All content for each topic is in the revision booklet shared on google classroom.

- | | |
|--|----------------------------|
| ● Who were the Normans? | ● The Bayeux Tapestry |
| ● What were the Normans like? | ● Williams problems |
| ● Mapwork - where the Normans came from | ● The Feudal System |
| ● The year 1066 | ● Motte and Bailey Castles |
| ● September 1066 – The Battle of Stamford Bridge | ● Stone Keep Castles |
| ● The Battle of Hastings | ● Attacking a castle |
| | ● Defending a Castle |

Technology and Design

All Year 8 students will need to revise the following topics:

Health and Safety in the Department

- Health & safety rules for yourself and others.
- Purpose of health & safety rules.
- Safe behaviour in the workshop.
- PPE items used in Technology & Design.
- Importance of wearing PPE correctly.

Machine Safety

Pillar Drill

- Identify the Pillar Drill.
- Function of the Pillar Drill.
- Label the parts of a Pillar Drill:
- Safe operation of the Pillar Drill.
- Importance of clamping work securely in a vice.
- Dangers of loose materials when drilling.

Design Terms

- Problem
- Design Brief
- Research
- Specification
- Design Ideas
- Evaluation
- Understand the meaning of each design term.
- Understand how the design process works.

Specifications

- Write clear specification points.
- Understand what makes a good specification.
- Product requirements and user needs.
- Writing specifications for products such as water bottles.

Ergonomics

- Definition of ergonomics.
- Designing for comfort, usability, posture and safety.
- How ergonomics improves products for users
-

Materials

Metals

- Ferrous metals.
- Non-ferrous metals.
- Advantages of aluminium.

Woods

- Hardwood
- Softwood
- Manufactured boards - MDF, properties & uses

Cutting Tools

- Coping Saw, Tenon Saw , Hack Saw & Junior Hacksaw.
- Uses of saws and materials they cut.

Measurement

- Converting between cm and mm.
- Reading rulers accurately.
- 1 cm = 10 mm.
- Measuring lengths correctly.

Levers

- 3 classes of lever.
- Identify effort, load and pivot.
- Draw and label levers.
- Everyday examples of levers.

Metals and Materials Properties

- Ferrous vs Non-Ferrous metals.
- Rusting and corrosion.
- Properties of aluminium.
- Material suitability for products.
- Choosing suitable materials for manufacture.

Science

All students will need to revise the following topics:

Class – 8M, 8L and 8B

- Cells - animal and plant cells. Labels and the job each part does.
- What is a producer, herbivore, carnivore, consumer.
- Food chains and food webs
- Reproduction. Label the male and female reproductive parts. Know their function.
- Pregnancy. Where a baby develops. What pass to and from mother and baby.
- The particles in solids, liquids and gases.
- Separating techniques especially filtration.
- Graph work.

Art and Design

Class – 8L, 8B and 8M

Sketchbook (40%)

- Make sure sketchbook is up to date and all homeworks completed since September (correct medium and evaluations, etc.,)

Classwork (60%)

- Work completed in class, including CM tasks, since September.

Home Economics

All students will need to revise the following topics:

- Safety rules in the kitchen
- Hygiene rules in the kitchen
- Cleaning up routine
- Function of equipment
- Kitchen Equipment
- Labour saving devices
- Eat Well Guide
- Nutrients
- Weighing and Measuring

Maths

Class: 8L and 8B

- Coordinates
- Writing numbers in figures and words
- Reading a line/bar chart
- Reading a pictogram
- Measuring with a ruler in cm/mm
 - Changing between mm, cm, m
 - Changing between g and kg
- Changing between l and ml
- Multiplying and Dividing
- Inequality signs (< or >)
- Ordering decimals
- Adding/Subtracting decimals
- Volume, counting cubes
- Number patterns, continuing and finding a rule
- Multiples, factors, squares, cube, prime numbers
- Differences in time
- Fractions
- Percentages

Class: 8M

- Interpret Bar chart
- Reading scales
- Place value
- Inequality signs (< or >)
- Pictogram
- Reading from a table
- Coordinates
- Tally chart/ draw bar chart
- Times tables
- Add/Subtract decimals
- Days/Months of the year
 - Multiply decimals – Money
- Lines of symmetry
- Time – 12hr clock
- Properties of shapes

Geography

All students will need to revise the following topics:


8L and 8B	<p>Topic: Physical and Human Geography:</p> <ul style="list-style-type: none">● Define physical & human geography● Identify physical & human features● Lines of latitude and longitude● Labelling maps: Continents and Oceans, Counties in Northern Ireland and Provinces in Ireland <p>Topic: Weather and Climate:</p> <ul style="list-style-type: none">● Definition of Weather & Climate● Elements of the weather e.g. Temperature, Precipitation, Wind Speed, Cloud Type, Wind Direction, Cloud Cover, Visibility.● Measuring the weather & units of measurement- Barometer, Rain Gauge, Wind Vane, Anemometer, Thermometer <p>Topic: Rocks:</p> <ul style="list-style-type: none">● Name the three rock types● Describe the formation of the three rock types● Give 2 examples of each rock type <p>Skills:</p> <ul style="list-style-type: none">● Plotting a temperature graph● 4 Figure Grid References● 8-Point compass - Direction skills
8M	<p>Topic: Physical and Human Geography:</p> <ul style="list-style-type: none">● Define physical & human geography● Identify physical & human features● 8-point compass● Labelling maps: Continents and Oceans <p>Topic: Weather and Climate:</p> <ul style="list-style-type: none">● Definition of Weather & Climate● Elements of the weather e.g. temperature, Precipitation, Wind Speed, Cloud type, wind direction, Cloud cover, visibility. <p>Topic: Rocks:</p> <ul style="list-style-type: none">● Name the three rock types● Describe the formation of the three rock types● Give 1 example of each rock type <p>Skills:</p> <ul style="list-style-type: none">● Reading a temperature graph● 8-Point compass - direction skills

English

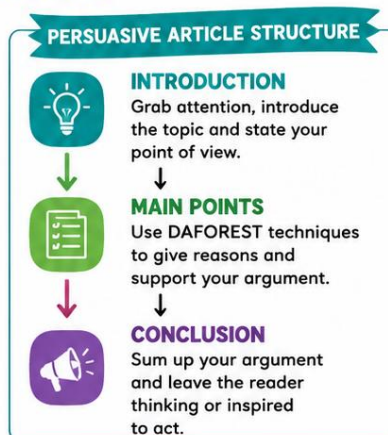
All students will need to revise the following topics:

Class – 8L, 8B and 8M

1. Learn DAFOREST and how to write each technique
2. Use Google Classroom to review videos and test yourself.
3. Use your exercise book and purple vocabulary/spelling book to learn 5 'big words' that you will use in your exam (Try **Look, Cover, Write, Check**)
4. Revise your preparation for writing a PERSUASIVE article.
5. Practise your DAFOREST techniques. Try to prepare one of every technique!
6. Practice using the example question paper you have been given



TECHNIQUE	WHAT IT MEANS	EXAMPLE
D DIRECT ADDRESS 	You speak directly to the reader.	"You should care about our planet because..."
A ALLITERATION 	Using the same starting sound in words.	"Brilliant burgers bring boys back!"
F FACTS 	Information that is true and can be proven.	"9 out of 10 students say schools need more outdoor spaces."
O OPINIONS 	Your own beliefs or feelings.	"I believe every child should have the right to play."
R RHETORICAL QUESTIONS 	Asking a question that doesn't need an answer.	"Would you ignore a child in need?"
E EMOTIVE LANGUAGE 	Words that create strong feelings.	"Heartbreaking, devastating, unfair, inspiring."
S STATISTICS 	Numbers or statistics to support your argument.	"75% of people agree we must act now."
T TRIPLES 	Listing three words, ideas or actions.	"Reduce, reuse, recycle!"



- POWER WORDS**
- amazing
 - unfair
 - life-changing
 - important
 - brilliant
 - beneficial
 - incredible
 - devastating
 - dangerous
 - essential
 - inspiring
 - effective
 - shocking
 - urgent
 - crucial

EXAM CHECKLIST

- Have I answered the question?
- Have I used DAFOREST techniques?
- Have I used facts and examples?
- Is my language strong and persuasive?
- Have I checked my spelling and punctuation?
- Have I left a lasting impression?

★ DAFOREST = STRONGER IDEAS + STRONGER WRITING = BETTER RESULTS! ★

ST. BENEDICT'S COLLEGE - YEAR 10 SUMMER EXAM REVISION TIMETABLE

EXAM TIMETABLE

Year 8 CM3 Summer Exams

Time	Thurs 4 th June	Fri 5 th June	Mon 5 th June	Tues 5 th June

Week 1: Mon 18 May - Sun 24 May

TIMES	Mon	Tue	Wed	Thu	Fri
17:00 - 17:30					
17:30 - 18:30					
18:30 - 18:30					
18:30 - 19:30					
18:00 - 18:30					
10:00 - 20:30					

Week 2: Mon 25 May - Sun 31 May

TIMES	Irish	Geography	RE	Music	Art & Design
17:00 - 17:30					
18:30 - 10:00					
14:00 - 17:00					
15:30 - 16:30					
16:00 - 19:30					
20:30 - 21:30					

Mon 1 June - Wed 3 June

TIMES	Mon, June 1	Tues, June 2	Wed, June 3
07:00 - 09:30			
09:30 - 10:00			
11:00 - 13:00			
18:00 - 19:30			
19:30 - 20:00			

How to Revise

- 1 PLAN YOUR TIME
 - 2 RETRIEVE INFORMATION
 - 3 SPACIFY OUR
 - 4 USE ACTIVE TECHNIQUES
 - 5 USE ACTIVE TECHNIQUES
- USEFUL NETWORKS**
- Flashcards
 - Mind Maps
 - Teach It

Small support, Big difference.

Small support, Big difference.

Be positive

Be positive

Check & Improve

Healthy Revision Checklist

- Look after yourself
- Good after sleep
 - keep brain
 - Sleep hydration
 - Food, push water
 - Breaks & improvise
- During your revision
- Sleep in yourself
 - Hydration
 - Food, breaks
 - Check and improvise

Healthy Revision Checklist

- Look after yourself
- Find a per quiet, tidy space.
- During your revision
- Sleep
 - Hydration
 - Food, breaks
 - Check & improve

Revision Success Checklist

- Understood the text
 - Use English for my own work
 - Use notes past questions
 - Show my long lists
 - Feel confident and engaged
- YOU'VE GOT THIS!