



St. Benedict's College

Year 9 Revision Lists

Summer Examinations

Exam Dates: 4-9th June 2026



Name	
Class	



Year 9 CM3 Summer Exams

Venue- Hall

Time	Thurs 4 th June	Fri 5 th June	Mon 8 th June	Tues 9 th June
9:20-10:30 am	Science 1hr	History 1hr	LLW 45mins	T&D 30 mins
10:45-1pm	French 1hr	PTE/PTM 9L/9B (rooms 20,21,6, 19)	Maths 1hr	English 1hr
1:40-3:20pm	Geography 1hr	RE	HE 45 mins	Irish 1hr

- **Bring Essential Materials**- Pens, pencils, ruler, and any required stationery.
- **No borrowing** during exams.
- **No mobile phones**, smartwatches, or electronic devices in the exam room.
- **Exam Conduct**
- Arrive on time and follow all instructions from staff.
- Maintain silence and focus during study and exams.



Supporting Your Child During Revision

Small support. Big difference.



Your encouragement and support can help your child feel confident, motivated and ready to do their best.

1 CREATE THE RIGHT ENVIRONMENT



- Provide a quiet, comfortable space to revise.
- Keep it tidy and free from distractions.
- Good lighting and a comfy chair help!

2 ENCOURAGE A REALISTIC PLAN



- Help them create a revision timetable.
- Break topics into smaller chunks.
- Build in short breaks and time to rest.

3 BE POSITIVE AND SUPPORTIVE



- Praise effort, not just results.
- Encourage and remind them they can do it!
- A calm, positive attitude goes a long way.

4 SHOW INTEREST




- Ask how revision is going.
- Listen and help with any concerns.
- Show interest in their learning and progress.

5 HELP THEM STAY HEALTHY



- Encourage regular breaks, healthy snacks and plenty of water.
- Good sleep is essential for memory and concentration.

6 REDUCE STRESS



- Remind them it's normal to feel a bit stressed.
- Encourage deep breaths, exercise or a short walk.
- Let them know you're there to support them.

7 STAY ORGANISED



- Help them keep track of key dates and exam times.
- Make sure they have all the materials they need.

8 BE A GOOD ROLE MODEL



- Show a positive attitude to work and challenges.
- Balance is important – relax and spend time together.

9 REMEMBER...




- Exams are important, but they are just one part of your child's journey.
- **Your love and belief in them matter most.**



YOU DON'T NEED TO HAVE ALL THE ANSWERS.
You just need to be there, believe in them, and help them take it one step at a time.





HOW TO REVISE EFFECTIVELY!



Work smart, not just hard!






7 EFFECTIVE REVISION STRATEGIES

- 1 PLAN YOUR TIME**  Make a revision timetable. Break big topics into small chunks and set realistic goals. **A plan = less stress!**
- 2 RETRIEVE INFORMATION**  Test yourself without looking at your notes. Use flashcards, past questions or try to write it out. **Testing strengthens memory!**
- 3 SPACE IT OUT**  Don't cram! Revise a little bit over several days. Spacing helps you remember for longer. **Little and often works best!**
- 4 USE ACTIVE TECHNIQUES**  Make mind maps, diagrams, summary sheets or teach the topic to someone else. **Get active with your revision!**
- 5 PRACTISE PAST QUESTIONS**  Past questions show you what to expect and help you improve your exam skills. **Practice makes progress!**
- 6 USE VISUALS AND COLOURS**  Use charts, diagrams, highlighters and colours to help key information stand out. **Your brain loves pictures!**
- 7 REVIEW AND REFLECT**  Check what you know, what you don't and adjust your plan. **Keep improving!**


LOOK AFTER YOURSELF

- GET ENOUGH SLEEP**  Good sleep helps your brain remember information.
- STAY HYDRATED**  Drink water regularly—your brain works better!
- EAT WELL**  Healthy food gives you energy and helps you focus.
- TAKE BREAKS**  Step away, stretch, listen to music. Short breaks help you stay focused.
- STAY POSITIVE**  Believe in yourself. You can do it! ❤️

USEFUL REVISION METHODS

- FLASHCARDS**  Perfect for key words, facts and definitions.
- MIND MAPS**  Great for seeing the big picture and making connections.
- CORNELL NOTES**  Note key points, then summarise in your own words.
- TEACH IT**  Explain it to a friend or family member. If you can teach it, you know it!
- CHECKLISTS**  Make lists of what you know and what you need to revise.

EXAM SUCCESS CHECKLIST

- I understand the topic
 - I can explain it in my own words
 - I can answer past questions
 - I know my key facts
 - I feel confident and prepared
- YOU'VE GOT THIS!** ★ 

★ CONSISTENT EFFORT TODAY = SUCCESS TOMORROW ★

Irish and French

All students will need to prepare for the writing, reading and translation elements of this exam as outlined below.

Class: 9L & 9B	
<p>Irish</p> <p>50% Reading</p> <p>30% Writing</p> <p>20% Translation</p>	<p>Reading Topics</p> <ol style="list-style-type: none"> 1. Colours & Key words 2. Classroom objects 3. Numbers 1-100 / money matters and The clock 4. The days of the week/months of the year 5. The verb To Be with Tá / bhí and Beidh 6. 20 Ag Words – actions + nouns 7. Rooms in the house & Places in town – shops & amenities 8. The weather & The counties 9. Conversation – self and family 10. Hobbies and Interests 11. School subjects / opinions and justifications 12. Food / drink and meals <p>Writing: Write 60 words about yourself</p> <p>Translate 10 sentences into English</p>
<p>French</p> <p>50% Reading</p> <p>30% Writing</p> <p>20% Translation</p>	<p>Reading Topics</p> <ol style="list-style-type: none"> 1. Franglais words 2. Numbers 1-50 & clock 3. Days and months 4. Weather & simple map of France 5. Classroom objects and colours 6. Clothes 7. Rooms in the house 8. Amenities in town 9. Animals 10. Conversation – self and family & likes and dislikes 11. Food & drink 12. School subjects and opinions & justifications 13. Sports / Hobbies & Interests <p>Writing: Write 60 words about yourself</p> <p>Translate: 10 sentences into English</p>

Technology and Design

All students will need to revise the following topics:

Health and Safety in the Department

- Health and safety rules for yourself and others.
- Purpose of health and safety rules.
- Workshop behaviour and safe working practices.
- Machine safety rules.
- Importance of guards on machines.
- Safe use of workshop equipment.
- Personal Protective Equipment (PPE).
- Identify PPE used in the workshop.

Mandatory Safety Signage

- Recognise mandatory safety signs.
- Purpose of mandatory signage.
- Correct colours and shapes used in mandatory signs.
- Draw and label mandatory safety signs accurately.
- Safety signs used in workshops and construction environments.

Hand Tools and Saws

- Identify different types of saws.
- Coping saw – used for cutting curves.
- Junior hacksaw – cutting metal.
- Tenon saw – cutting wood and MDF.
- Properties of steel for saw blades.
- Suitable tools for different materials.
- Safe use of saws.

Materials

Material Groups

- Hardwood
- Softwood
- Manufactured boards
- Metals
- Plastics

Material Identification

- Beech
- Oak
- Pine
- MDF
- Plywood
- Acrylic
- Steel
- Aluminium

Manufactured Boards

- MDF properties and uses.
- Plywood properties and uses.
- Advantages and disadvantages of MDF.
- How manufactured boards are made.

Workshop Machines

Bandfacer

- Purpose of the Bandfacer.
- Shaping and finishing wood.

Milling Machine

- Purpose of the Milling Machine.
- Machine safety.

Mechanisms

- Identify products that contain mechanisms.

Environmental Impact

- Understand carbon footprint.
- Causes of global warming.

Renewable and Non-Renewable Energy

Renewable Energy

- Wood as a renewable resource.
- Why renewable resources can be replaced naturally.

Non-Renewable Energy

- Coal
- Oil
- Gas

Gears

- Function of gears.
- Gear trains.
- Direction of gear movement.

Types of Motion

- Linear motion.
- Rotary motion.

Motion Knowledge

- Definitions of each motion type.

- Safe use of the Bandfacer.
- Safety rules when operating machinery.

- Importance of machine guards.
- PPE required when using machinery.

- Understand what a mechanism is.
- Mechanisms in everyday products.

- Problems caused by rising temperatures.
- Sustainability.
- Reducing carbon footprint.

- Fossil fuels
- Advantages and disadvantages of energy resources.

- Driver and driven gears.
- Idler gears and their function.
- Calculating gear ratios.
- Gear ratio formula.

- Reciprocating motion.
- Oscillating motion.

- Recognise motions in everyday life.
- Motion symbols and diagrams.

Music

All students will need to revise the following topics:

Hooks and Riffs

- What is a hook?
- What is a riff?
- Aurally identify a hook and a riff
- Use elements of music to describe a piece of music

Elements of Music

- Dynamics
- Pitch
- Duration
- Tempo
- Timbre
- Texture
- Articulation
- Silence

Reading Music and Music structure

- Binary Form
- Note names (Treble and Bass Clef)
- Note values
- Symbols

Layout of Keyboard and how to form chords

- Remember C is to the left of the two black keys
- Chords of Cmaj, Amin, Fmaj, Gmaj

Playing techniques on Djembe

- Bass
- Tone
- Slap

Sections of the Orchestra

- Strings
- Woodwind
- Brass
- Percussion

Science

All students will need to revise the following topics:

Class - 9L & 9B

- Food groups and energy. Name foods with each type of food group
- Food tests for starch, glucose and protein
- Label the digestive system and the function of each part
- Materials. The properties of materials to do the job that they do
- Explain biodegradable and non-biodegradable
- The substances in cigarette smoke
- Explain binge drinking
- Speed, distance and time
- Label a diagram of a plug
- Write about an experiment for reaction times

Home Economics

All students will need to revise the following topics:

- Key Words in Home Economics
- The Danger Zone
- Causes of Food Poisoning
- Symptoms of Food Poisoning
- Use-by and Best Before Dates
- Consumerism
- Shopping Online – Advantages and Disadvantages
- Money Management
- Labelling
- Food Allergens
- Listing of Ingredients

RE

All students will need to revise the following topics:

Class – 9L

- The 7 Day Theory of Creation
- The 5 r's
- 10 facts on St Francis
- Moses – 10 plagues and 10 commandments
- Sacraments in the Orthodox Church
- Label the Orthodox Church
- Timeline on main events from Martin Luther's life
- Key facts on the Presbyterian Church and the Church of Ireland
- Summary of main Jewish beliefs and label the synagogue
- Background to Luke and Blind Bartimaeus

Class –9B

- 7 Day Theory of Creation/ways in which mankind has harmed the environment
- Key facts on St Francis
- Moses – birth/burning bush/10 plagues
- 10 Commandments
- Names of Christian denominations and key beliefs
- Easter – crucifixion and empty tomb
- Blind Bartimaeus
- Martin Luther timeline

Geography

All students will need to revise the following topics:

9L	<p>Topic: Rainforest:</p> <ul style="list-style-type: none">● 3 Facts on a rainforest● Label the 4 layers of a rainforest● Describe the distribution of the world's tropical rainforests● 4 types of Weathering (Freeze thaw, Onion Skin, Biological, Chemical) <p>Topic: Weathering and Rivers:</p> <ul style="list-style-type: none">● Label a waterfall and explain how it is formed.● Label a meander on a river.● Long profile of a river● Meanings of key words (Gorge, Deposition, Plunge pool, Source) <p>Topic: Kenya:</p> <ul style="list-style-type: none">● Kenya - locate Kenya on a map, label the equator and the two tropics● The Maasai Way of Life <p>Skills:</p> <ul style="list-style-type: none">● Interpreting climographs & comparison graphs - Kenya● Directions● 4 Figure Grid References
9B	<p>Topic: Rainforest</p> <ul style="list-style-type: none">● 2 Facts on a rainforest● Label the 4 layers of a rainforest. <p>Topic: Weathering and rivers:</p> <ul style="list-style-type: none">● 4 types of Weathering (Freeze thaw, Onion Skin, Biological, Chemical)● Label a waterfall.● Label a V-shaped Valley and a Meander on a river.● Long profile of a river● Meanings of key words (Gorge, Deposition, Plunge pool, Source) <p>Topic: Kenya:</p> <ul style="list-style-type: none">● Kenya - locate, population● Kenya - The Maasai Way of Life <p>Skills:</p> <ul style="list-style-type: none">● Interpreting climographs & comparison graphs● Directions● 4 Figure Grid References

Art and Design

Class – 9L & 9B

Sketchbook (40%)

Make sure sketchbook is up to date and all homeworks completed since September (correct medium, evaluations, etc.,)

Classwork (60%)

Work completed in class, including CM tasks, since September.

LLW

Healthy Diet and Lifestyle

- Eat well guide
- Effects of smoking/vaping
- Benefits of exercise
- Unhealthy eating habits
- Reasons why teenagers would try drugs/alcohol
- How can teenagers improve their mental well-being
- How lifestyle factors affect the body

Citizenship

- Racism definition
- Sectarianism definition
- Reasons why people become homeless
- Which scenarios are classified as homelessness
- Be able to read a bar chart and respond to questions on the data
- Persuasive writing - Letter to an MLA

History

All students have been provided with a revision booklet. This has been shared on google classroom. Pupils will need to revise the following topics:

1. General knowledge – recall questions
2. The Reformation
3. Henry VIII and his 6 wives – recall questions
4. Mary Tudor – source based questions
5. Mary Queen of Scots – source work
6. Elizabeth I – recall questions
7. The Spanish Armada – recall questions
8. Plantation of Ulster – source work and recall questions
9. Extended writing – Plantation of Ulster

The Reformation

- What was the Reformation?
- Why did it take place?
- Criticisms of the church
- Catholic and Protestant countries
- Martin Luther

Henry VIII and his wives

- Why did he bring the reformation to England?
- What changes did he bring about?
- Who were his 6 wives and what happened to them?

Mary Queen of Scots and Elizabeth I

- Who was Mary Queen of Scots?
- Why was Mary Queen of Scots a problem for Elizabeth I?
- What problems did Elizabeth face as queen of England?
- What solutions did she create to solve the problems?

The Spanish Armada

- What is an Armada?
- What was Phillip II's plan?
- Why was there an Armada?
- Why did the Armada fail?

The Ulster Plantation

- How and why did Henry III try to control Ireland?
- What problems did settlers face?
- Why did King James colonise Ireland?
- Who were the settlers?

Maths

Class – 9 Lagan

- Function machines
- Interpreting bar charts
- Surface area of a cuboid
- Inequality symbols
- Add/subtract decimals
- Reading information from a table
- Find percentage of an amount (non – calculator, 5%, 35% 55% etc)
- Nets of shapes
- Interpreting bar charts
- Negative numbers
- Units of measurement
- Continue sequences
- Area of rectangle / Area of a trapezium
- Interpreting a pie chart
- Types of numbers (multiples, factors, squares etc)
- Mean, Median and range
- Product of Prime factors, Highest Common Factor, Lowest Common Multiple
- Add/Subtract Fractions

Class – 9 Bann

- Add, Subtract, Multiply and Divide numbers
- Completing a tally table
- Drawing a bar graph and bar line graph
- Reading a pictogram
- Naming shapes
- Reading and calculating time in 12 hour and 24 hour clock
- Calculating with money
- Perimeter, area and volume
- Reading information from a table
- Rounding decimals to nearest whole number
- Continuing and finding the rule for sequences
- Converting g/kg, ml/l
- Finding fraction of shaded areas, writing as a fraction
- Reading a pie chart

English

Class – 9L, 9B

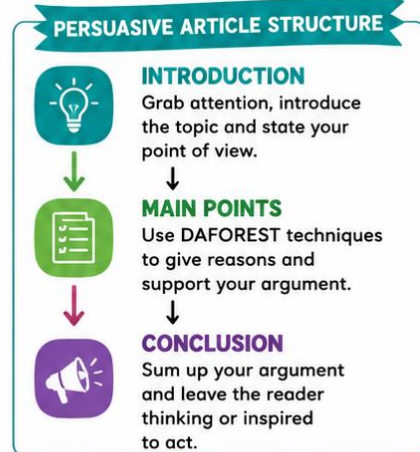
1. Learn DAFOREST and how to write each technique
2. Use Google Classroom to review videos and test yourself.
3. Use your exercise book and purple vocabulary/spelling book to learn 5 'big words' that you will use in your exam (Try **Look, Cover, Write, Check**)
4. Revise your preparation for writing a PERSUASIVE article.
5. Practise your DAFOREST techniques. Try to prepare one of every technique!
6. Practice using the example question paper you have been given

DAFOREST

PERSUASIVE WRITING TOOLKIT

Use DAFOREST techniques to make your writing **POWERFUL, PERSUASIVE** and **EFFECTIVE!**

TECHNIQUE	WHAT IT MEANS	EXAMPLE
D DIRECT ADDRESS 	You speak directly to the reader.	" <i>You should care about our planet because...</i> "
A ALLITERATION 	Using the same starting sound in words.	" <i>Brilliant burgers bring boys back!</i> "
F FACTS 	Information that is true and can be proven.	" <i>9 out of 10 students say schools need more outdoor spaces.</i> "
O OPINIONS 	Your own beliefs or feelings.	" <i>I believe every child should have the right to play.</i> "
R RHETORICAL QUESTIONS 	Asking a question that doesn't need an answer.	" <i>Would you ignore a child in need?</i> "
E EMOTIVE LANGUAGE 	Words that create strong feelings.	" <i>Heartbreaking, devastating, unfair, inspiring.</i> "
S STATISTICS 	Numbers or statistics to support your argument.	" <i>75% of people agree we must act now.</i> "
T TRIPLES 	Listing three words, ideas or actions.	" <i>Reduce, reuse, recycle!</i> "



- ### POWER WORDS
- amazing
 - important
 - incredible
 - essential
 - shocking
 - unfair
 - brilliant
 - devastating
 - inspiring
 - urgent
 - life-changing
 - beneficial
 - dangerous
 - effective
 - crucial

EXAM CHECKLIST

- Have I answered the question?
- Have I used DAFOREST techniques?
- Have I used facts and examples?
- Is my language strong and persuasive?
- Have I checked my spelling and punctuation?
- Have I left a lasting impression?

★ DAFOREST = STRONGER IDEAS + STRONGER WRITING = BETTER RESULTS! ★

ST. BENEDICT'S COLLEGE - YEAR 10 SUMMER EXAM REVISION TIMETABLE

EXAM TIMETABLE

Year 9 CM3 Summer Exams

Time	Thurs 4 th June	Fri 5 th June	Mon 5 th June	Tues 6 th June
------	----------------------------	--------------------------	--------------------------	---------------------------

Venue- Hall



Small support, Big difference.



Be positive



Check & Improve



How to Revise

- 1 PLAN YOUR TIME
- 2 ACTIVE INFORMATION
- 3 SPACE IT OUT
- 4 USE ACTIVE TECHNIQUES
- 5 USE ACTIVE TECHNIQUES
- 6 PRACTISE PAST QUESTIONS
- 7 USE ACTIVE TECHNIQUES
- 8 PRACTISE PAST QUESTIONS

USEFUL RESOURCES

- Flashcards
- Mind Maps
- Teach It

Small support, Big difference.



Week 1: Mon 18 May - Sun 24 May

TIMES	Mon	Tue	Wed	Thu	Fri
17:00 - 17:30					
17:30 - 18:00					
18:00 - 18:30					
18:30 - 19:00					
19:00 - 19:30					
19:30 - 20:00					

Week 2: Mon 25 May - Sun 31 May

TIMES	Mon	Tue	Wed	Thu	Fri
17:00 - 17:30	Irish	Geography	RE	Music	Art & Design
17:30 - 18:00					
18:00 - 18:30					
18:30 - 19:00					
19:00 - 19:30					
19:30 - 20:00					

Mon 1 June - Wed 3 June

TIMES	Mon, June 1	Tues, June 2	Wed, June 3
07:00 - 09:30			
09:30 - 10:00			
11:00 - 13:00			
18:00 - 19:30			
19:30 - 20:00			

Healthy Revision Checklist

- Look after yourself
- Good after sleep
 - keep brain
 - Sleep hydration
 - Food, push water
 - Breaks a & improvise
- During your revision
- Sleep in yourself
 - Hydration
 - Food, breaks
 - Check and improve



Revision Success Checklist

- I understand the text
 - I can explain it in my own words
 - I can answer past questions
 - I know my key facts
 - I feel confident and ready
- YOU'VE GOT THIS!

Be positive



Healthy Revision Checklist

- Look after yourself
- Find a quiet, tidy space
 - Sleep
 - Hydration
 - Food, breaks
 - Check & improve

