KS3 WINTER EXAMINATION SERIES

REVISION BOOKLET

Academic Year 2026–27

Preparation • Practice • Success

Student Name: _____

Form Class: _____

Year Group: _____

REVISE WITH CONFIDENCE

Plan your time
Practise and test yourself
Ask for support



Key Stage 3 • Years 8–10

Working Together for Excellence

Contents

	Pg 3	**Overview**
CM1 Arrangements & Checklists	Pg 4	**Year 8** CM1 arrangements and checklist
	Pg 5	**Year 9** CM1 arrangements and checklist
	Pg 6	**Year 10** CM1 arrangements and checklist
Subject Guides (Years 8, 9 & 10)	Pg 7	**Science** Years 8, 9, 10 - Topics, Skills and parental advice
	Pg 8	**English** Years 8, 9, 10 - Topics, Skills and parental advice
	Pg 9	**Maths** Years 8, 9, 10 - Topics, Skills and parental advice
	Pg 12	**History** Years 8, 9, 10 - Topics, Skills and parental advice
	Pg 13	**Religion** Years 8, 9, 10 - Topics, Skills and parental advice
	Pg 14	**Geography** Years 8, 9, 10 - Topics, Skills and parental advice
	Pg 15	**Home Economics** Years 8, 9, 10 - Topics, Skills and parental advice
	Pg 16	**LLW** Years 8, 9, 10 - Topics, Skills and parental advice
	Pg 17	**Technology & Design** Years 9 & 10 - Topics, Skills and parental advice
	Pg 19	**Music** Years 8, 9, 10 - Topics, Skills and parental advice
	Pg 21	**MFL (Irish/French)** Years 8, 9, 10 - Topics, Skills and parental advice
	Pg 23	**Art** Years 8, 9, 10 - Topics, Skills and parental advice
	Pg 24	**ICT** Years 8, 9, 10 - Topics, Skills and parental advice
Study Skills & Revision Support	Pg 26	Study Smart booklet
	Pg 27	Meet your memory
	Pg 28	Test yourself
	Pg 29	Little and often
	Pg 30	Make it memorable
	Pg 31	Practise what is hard
	Pg 32	Ready, Steady, Study
	Pg 33	My weekly plan

KEY STAGE 3 CHRISTMAS ASSESSMENTS

St. Benedict's College

BE PREPARED • REVISE SMART • DO YOUR BEST

1 WHEN ARE THE ASSESSMENTS?

YEAR 8	YEAR 9	YEAR 10
Monday 7 December	Monday 7 December	Tuesday 8 December
Tuesday 8 December	Wednesday 9 December	Wednesday 9 December
Friday 11 December	Thursday 10 December	Thursday 10 December
	Friday 11 December	Friday 11 December

2 WHY ARE THEY IMPORTANT?

- Show what you have learned over Key Stage 3.
- Help identify your strengths and areas to improve.
- Help teachers plan your GCSE subjects and next steps.

3 HOW TO REVISE

CHUNK IT
Break topics into smaller sections and focus on one chunk at a time.

USE MNEMONICS
Create memorable phrases, acronyms or images for key facts.

MAKE MIND MAPS
Organise and connect ideas visually.

USE SPACED REVISION
Short, regular sessions are more effective than one long session.

PRACTISE QUESTIONS
Test yourself using past papers, knowledge quizzes or flashcards.

4 BE ORGANISED

- Make a revision timetable and stick to it.
- Gather your notes, knowledge organisers and class resources.
- Use a quiet space with no distractions.
- Set small goals and tick them off.



5 LOOK AFTER YOURSELF

- Get a good night's sleep.
- Eat healthily and stay hydrated.
- Take regular breaks and stay active.

6 TOP TIPS FOR SUCCESS

- Start early and be consistent.
- Focus on key topics and use the right revision techniques.
- Test yourself regularly.
- Ask your teachers for help if you are unsure.
- Stay positive and believe in yourself.
- Do your best and be proud of your progress!

Year 8 CM1 Christmas Exams

8L, 8B, 8M - Hall

Time	Mon 7th Dec	Tues 8th Dec	Wed 9th Dec (PANTO)	Thurs 10th Dec (OFF SCHOOL)	Fri 11th Dec
1 9.20 - 10.30	8L & 8M CCEA Adaptive Testing (Numeracy) (Rm 20&21) 8B – FRENCH (Hall)	ENGLISH			RE
2 10.45 - 1.00	8L & 8M CCEA Adaptive Testing (Literacy) 10.45-11.45 (Rm 20&21) 8B HISTORY (10.45-11.45) (Hall) 8L & 8M - FRENCH 12-1pm (Hall) 8B CCEA Adaptive Testing (Numeracy) 12.00-1.00 (Rm 20&21)	GEOGRAPHY 10.45-12.00 HE 12.15 -1.00			MATHS
3 1.40 - 3.20	8B CCEA Adaptive Testing (Literacy) 1.45-3.00pm (Rm20&21) 8L & 8M HISTORY (Hall)	SCIENCE			IRISH (45mins)

KS3 Examination Checklist

What to Bring to Every Exam

- Black pens (at least two)
- Pencils
- Ruler
- Eraser
- Pencil sharpener
- Scientific calculator (if required)
- Water bottle (clear bottle with no label)
- Any specialist equipment required for the subject (e.g. protractor, compass)



What Not to Bring

- Mobile phones, smart watches or electronic devices
- Notes, textbooks or revision materials
- Pencil cases with writing on them
- Food (unless agreed in advance)



Year 9 CM1 Christmas Exams

9L, 9B, 9M – Hall

Time	Mon 7th Dec	Tues 8th Dec OFF SCHOOL	Wed 9th Dec	Thurs 10th Dec	Fri 11th Dec
1 9:20-10:30	ENGLISH		9B GEOG (45mins) (Hall) 9L & 9M CCEA Adaptive Testing (Numeracy) 9.30-10.30 (Rm20&21)	HISTORY	Normal TT
2 10:45-1.00	IRISH (11.00- 11.50) T&D (12.00)		9L & 9M CCEA Adaptive Testing (Literacy) 10.45-11.45 (Rm20&21) 9B SCIENCE 10.45-11.45 (Hall) 9L & 9M SCIENCE 12-1pm (Hall) 9B CCEA Adaptive Testing (Numeracy) 12-1 (Rm20&21)	HE (45mins) LLW (45mins)	Normal TT
3 1.40-3.20	RE		9B CCEA Adaptive Testing (Literacy) 1.45 -3.00 (Rm 20&21) 9L & 9M GEOG (45mins) (Hall)	MATHS (1.45-2.45)	Normal TT

KS3 Examination Checklist

What to Bring to Every Exam



- Black pens (at least two)
- Pencils
- Ruler
- Eraser
- Pencil sharpener
- Scientific calculator (if required)
- Water bottle (clear bottle with no label)
- Any specialist equipment required for the subject (e.g. protractor, compass)

What Not to Bring



- Mobile phones, smart watches or electronic devices
- Notes, textbooks or revision materials
- Pencil cases with writing on them
- Food (unless agreed in advance)

Year 10 CM1 Christmas Exams

10L (Rm 5) & 10B (Rm 13)

Time	Mon 7th Dec OFF SCHOOL	Tues 8th Dec	Wed 9th Dec	Thurs 10th Dec	Fri 11th Dec
1 9:20-10:30		MATHS	HISTORY	Music (30mins)	Normal TT
2 10:45-1.00		RE(45mins) T&D (45mins)	English LLW(45mins)	Irish (45mins) French (50mins)	Normal TT
3 1.40-3.20		Science	HE (45mins)	GEOG	Normal TT

KS3 Examination Checklist

What to Bring to Every Exam

- Black pens (at least two)
- Pencils
- Ruler
- Eraser
- Pencil sharpener
- Scientific calculator (if required)
- Water bottle (clear bottle with no label)
- Any specialist equipment required for the subject (e.g. protractor, compass)



What Not to Bring

- Mobile phones, smart watches or electronic devices
- Notes, textbooks or revision materials
- Pencil cases with writing on them
- Food (unless agreed in advance)



SCIENCE

Christmas Examinations – What to Revise

St. Benedict's College, Randalstown · Science Department

Each Science Christmas test is marked **out of 100**. Every pupil in Years 8, 9 and 10 has been given a **revision booklet** that matches their test exactly. It has fact pages, labelled diagrams, practice questions and answers at the back.

Year	Topics to revise	Skills to practise
Year 8	• Measuring: apparatus, units, reading thermometers and measuring cylinders • Lab safety: the Bunsen burner and hazard symbols • Living things: the seven life processes (MRS GREN), organs and organ systems • Cells: plant and animal cells, the cell model, specialised cells	Choosing the right apparatus and unit, reading scales, explaining how a cell is suited to its job.
Year 9	• Nutrients and a balanced diet; minerals (calcium and iron) • Food tests; digestion and the digestive system • Diet and heart disease • The Solar System; gravity and weight	Describing graphs, using data tables to spot patterns, calculating weight (weight = mass × g).
Year 10	• The breathing system and gas exchange • How we breathe (bell jar model) • Respiration • The effects of smoking; drugs and addiction	Reading and describing graphs and tables, drawing conclusions from data, explaining processes step by step.

How you can help at home

- Ask your child to show you their revision booklet and talk you through one topic each evening.
- Encourage them to cover a diagram and label it from memory, then check.
- Test them using the “Test Yourself” questions, and let them mark their answers using the Answer Check at the back.
- Short, regular revision (20–30 minutes a night) works better than one long session the night before.

If you have any questions, please contact Mr Gilligan, Head of Science.

Guígh Agus Foghlaim

English

Christmas Examinations – What to Revise

St. Benedict's College, Randalstown · English Department

Year	Topics to revise	Skills to practise
Year 8	Personal Writing SMARTPEOPLESH Language Devices VCOP TIPTOP Paragraphs How to plan effectively	Writing for audience and purpose, using a range of varied vocabulary and language devices, writing in structured paragraphs,using accurate spelling, grammar and punctuation
Year 9	Creative Writing SMARTPEOPLESH Language Devices VCOP TIPTOP Paragraphs How to plan effectively	Writing for audience and purpose, using a range of varied vocabulary and language devices, writing in structured paragraphs,using accurate spelling, grammar and punctuation
Year 10	Personal Writing SMARTPEOPLESH Language Devices VCOP TIPTOP Paragraphs How to plan effectively	Writing for audience and purpose, using a range of varied vocabulary and language devices, writing in structured paragraphs,using accurate spelling, grammar and punctuation

How you can help at home

- Ask your child to show you their revision booklet and talk you through one topic each evening.
- Encourage your child to write out and revise their language devices using flash cards
- Encourage your child to practice their writing skills using the short questions provided in their revision booklet

If you have any questions, please contact Mrs Caples, Head of English

Guígh Agus Foghlaim

Maths

Christmas Examinations – What to Revise

St. Benedict's College, Randalstown · Maths Department

Year	Topics to revise	Skills to practise
Year 8	Understanding Numbers Decimals and Percentages Shape Space and Measure	**8 Lagan and 8 Bann** Add/Subtract 2-digit numbers Multiply/Divide – using facts within times tables up to 12 Finding next 2 numbers in a sequence Place value up to 100 million Decimals Place value Add/subtract decimals Calculate correct change from notes Ordering decimals Multiply/divide decimals Round decimals to 1 or 2 d.p. Measuring Identify appropriate units Measure using a ruler Convert mm to cm, cm to m, m to km vice versa Reading scales **8M** Add, subtract, multiply and divide numbers Use given digits to find answers Order whole numbers Solve word problems Identify place value of decimal numbers Count money Decide on the coins needed for a sum of money Add, subtract, multiply and divide decimals Order decimals Identify an appropriate measuring instrument Measure lengths accurately with a ruler Convert cm to m and m to cm Convert km to m and m to km Order lengths Convert g to kg Convert tonnes to kg Order weights Read scales

Year 9	Understanding number Decimals and Percentages Shape, Space and Measure	**<u>9 Lagan and 9 Bann</u>** Place value up to 1 million Ordering large numbers Add/Subtract (mentally) Rounding to the nearest 10, 100 and 100, whole numbers and to a given number of decimal places Estimating Add/subtract (written method including decimals) Ordering decimals Multiplying and dividing decimals Percentage of an amount Increase/decrease by a percentage Express as a percentage 2D/3D shape names Faces/Edges/Vertices of 3D shapes Measure in mm and cm using a ruler Convert between g and kg Convert between km and m Time differences **<u>9 Maine</u>** Place value up to 1 million Ordering large numbers Add/Subtract (mentally) Rounding to the nearest 10, 100 and 100, whole numbers and to a given number of decimal places Estimating Add/subtract (written method including decimals) Ordering decimals Multiplying and dividing decimals Percentage of an amount Increase/decrease by a percentage 2D/3D shape names Measure in mm and cm using a ruler Time differences

Year 10	Perimeter, Area and Volume Shape, Space and Measure	**10 Lagan** Drawing and naming 2D shapes Know the properties of 2D shapes Use letters to identify perpendicular and parallel lines Perimeter of 2D shapes Area of rectangle, triangle, kite, trapezium and compound shapes Naming 3D shapes Nets of 3D shapes Volume of 3D shapes Reflections Familiar with x and y axis Translations Rotations Drawing the Plan and side elevations from a 3D shape Measuring accurately with a ruler Change cm into m Naming angles **10 Maine** Transformations -Translations, Reflections, and Rotations- Enlargement Area of a rectangle Volume of a cuboid Perimeter/Area of a given shape Net of a 3D shape Area of a triangle Names and properties of 2D and 3D shapes Area of a kite - 2 Triangles Plans and Elevations Area of a compound shape Familiar with x and y axis Using ruler to measure length of a line

How you can help at home

- Ensure your child is engaging with the revision materials provided.
- Check that revision answers are marked and corrections are completed.
- Encourage your child to learn from mistakes and understand where they went wrong.
- Use class notes to support revision and reinforce learning.
- Regularly revisit previous corrections to help improve understanding and avoid repeating mistakes.

If you have any questions, please contact Mrs O'Neill, Head of Maths

Guígh Agus Foghlaim

History

Christmas Examinations – What to Revise

St. Benedict's College, Randalstown · History Department

Year	Topics to revise	Skills to practise
Year 8	• Historical terms and definitions (chronology, evidence, historian, era) • Centuries and chronological order • The Black Death: causes, symptoms, spread and remedies • Consequences of the Black Death	Identifying centuries, placing events in chronological order, using historical vocabulary correctly, and writing an extended answer using factual knowledge.
Year 9	• The Tollund Man • Primary and secondary sources • Utility, reliability and inference • The Reformation & Martin Luther • Criticisms of the Catholic Church • Protestant and Catholic beliefs and practices	Analysing historical sources, making inferences from evidence, sorting sources into categories, explaining reasons, and comparing different religious beliefs.
Year 10	Key events of the 20th Century • Classification of historical change • Causes and effects of war • Types of warfare • World War One - The Triple Alliance and Triple Entente • Trench Warfare • The Battle of the Somme • The Belfast Blitz	Matching events to dates, classifying information, explaining causes and consequences, interpreting sources, and answering structured historical questions using evidence.

How you can help at home

- Ask your child to explain one topic they have revised each evening.
- Test them on important dates, keywords and historical figures.
- Encourage them to create flashcards for key terms and events.
- Ask them to practise explaining causes, consequences and historical significance in full sentences.
- Short, regular revision sessions (20–30 minutes each night) are more effective than one long revision session the night before the test.
- Pupils have access to a revision booklet with all content on Google Classroom

If you have any questions, please contact **Mrs Armstrong, Head of History**.

RE

Christmas Examinations – What to Revise

St. Benedict's College, Randalstown · Religion Department

Year	Topics to revise	Skills to practise
Year 8	**The Bible** • The Old Testament • The New Testament • The Dead Sea Scrolls • Using the Bible • How to use a Bible reference	Developing an awareness of events, people and stories from the Old Testament, placing biblical events and stories in the correct order. Selecting, organising and summarising information from different sources, locating specific books, chapters and verses using a reference.
Year 9	**God's Creation:** • The Seven Days of Creation • The Big Bang Theory • The Life os St Francis of Assisi • Caring for the Environment	Identify and sequence the seven days of creation and the Big Bang Theory. Placing events in chronological order. Think about their own beliefs, values and responsibilities and presenting learning through a poster.
Year 10	**World Religion** • Key facts on Core Beliefs • Prophet Muhammad • Muslim place of worship • Five Pillars of Islam • Similarities and Differences between Christianity and Islam.	Developing communication and literacy skills by explaining religious beliefs and sharing opinions clearly. Classifying information on Prophet Muhammad's life. Recognising similarities and differences between Christianity and Islam.

How you can help at home

· Ask your child to show you their revision booklet and talk you through one topic each evening.

· Use the blank templates to complete their own revision.

· Complete the "Test yourself" questions.

· Short, regular revision daily.

If you have any questions, please contact Mrs Cosgrove, Head of RE.

Geography

Christmas Examinations – What to Revise

St. Benedict's College, Randalstown · Geography Department

Revision resources are available on **Google Classroom** for all year groups.

Year	Topics to revise	Skills to practise
Year 8	**Introduction to Geography:** • Types of geography (Human, Physical and Environmental) • Atlas skills • Latitude and longitude • Continents and oceans • The British Isles: countries, capitals and flags • Northern Ireland counties and Irish provinces • Compass points and direction	• Using maps and atlases • Locating places accurately • Using compass directions • Interpreting simple maps and data • Using geographical vocabulary correctly
Year 9	**Ecosystems:** • Biotic factors (living things) and abiotic factors (non-living factors) • Major global biomes • Tropical rainforest climate • Food chains and food webs • Photosynthesis • Succession • Trophic levels and biomass	• Describing the distribution of biomes • Interpreting climate graphs and data tables • Constructing food chains and food webs • Using climate data • Explaining ecosystem processes
Year 10	**Travel & Tourism:** • Travel and tourism key terms • Types of tourism (domestic, inbound and outbound) • Tourist destinations and attractions • Cultural and heritage tourism • Leisure and business tourism • Specialist tourism (adventure, dark, health and agri-tourism) • Tourism attractions and activities in Northern Ireland	• Defining geographical terms • Classifying different types of tourism • Locating tourism destinations on maps • Interpreting tourism information • Explaining why destinations appeal to different visitors • Evaluating tourism opportunities in Northern Ireland

How you can help at home

- Ask your child to explain a topic using key geographical terms.
- Test place knowledge, map skills and key vocabulary.
- Encourage short, regular revision sessions using Google Classroom resources.

If you have any questions, please contact Miss D Birt, Head of Geography.

Home Economics

Christmas Examinations – What to Revise

St. Benedict's College, Randalstown · Home Economics Department

Every pupil in Years 8, 9 and 10 has been given a **revision booklet** that matches their test exactly, as well as having a digital copy on their Google Classroom.

Year	Topics to revise	Skills to practise
Year 8	What is Home Economics Hygiene & Safety within Home Economics Common dangers within Home Economics Washing Up Routine Measurements Equipment	Identifying equipment correctly and reading a range of different scales and measurements
Year 9	Health & Safety within Home Economics Definitions of Key Terms within Home Economics Food Poisoning and Cross-Contamination Binary Fission Effective Hand Washing Steps	Drawing and explaining different terms while showing good understanding of hygiene & safety within Home Economics
Year 10	Health & Safety within Home Economics Food Around the World Importing and Exporting Foods Advantages & Disadvantages of shopping in different ways	Developing skills in writing long answers, such as evaluate style questions

How you can help at home

- Ask your child to show you their revision booklet and talk you through one topic each evening.
- Encourage them to use the learn, cover and complete method for testing themselves throughout their revision.
- Short, regular revision (20–30 minutes a night) works better than one long session the night before.
- Make use of the revision list that had been provided to the child and added to their Google Classroom.

If you have any questions, please contact Miss Campbell, Head of Home Economics.

Guígh Agus Foghlaim

LLW

Christmas Examinations – What to Revise

St. Benedict's College, Randalstown · LLW Department

Year	Topics to revise	Skills to practise
Year 8	**Personal Development** Friendship Skills and Qualities Family Structures Peer Pressure Benefits and Misuse of Social Media Personal and Social Strategies to deal with bullying Managing Emotions Risk Taking Behaviours	Clear definitions Applying responses to scenarios Developing skills in long answer questions using full sentences, spelling and grammar.
Year 9	**Employability** Entrepreneur Enterprise Skills and Qualities of a successful entrepreneur Why businesses fail Famous Entrepreneurs	Clear definitions Applying responses to scenarios Developing skills in long answer questions using full sentences, spelling and grammar.
Year 10	**Citizenship** Cultural Identity How to express cultural identity Prejudice Racism Inclusion Discrimination Government, School and Workplace methods of inclusion support	Clear definitions Applying responses to scenarios Developing skills in long answer questions using full sentences, spelling and grammar.

How you can help at home

- Ensure your child has read through the revision list and has all notes
- Revision in small chunks of 20 mins rather than hours of studying at once
- Try different revision techniques such as flashcards, spider diagrams, audio recording or question and answer with an adult

If you have any questions, please contact Mrs McMullan (Head of LLW and Careers)

Guígh Agus Foghlaim

Technology & Design

Christmas Examinations – What to Revise

St. Benedict's College, Randalstown · Technology & Design Department

Year	Topics to revise	Skills to practise
Year 9	• Workshop safety and hazards • Design problems and improvements • Novelty Clock and target market • Design specifications • Regular hexagons and measurements • Manufactured boards (MDF, plywood and chipboard) • Material properties (redwood, acrylic and aluminium)	• Identify hazards and suggest safety precautions • Suggest and explain design improvements • Identify user needs and product requirements • Write clear, measurable design specifications • Recall hexagon angles and convert mm to cm • Compare materials and their advantages/disadvantages • Explain material choices using their properties
Year 10	• Careers in design and construction • Workshop safety and hazards • The seven stages of the design process • Design briefs, user needs and the five Ws • Target market, needs and wants, and questionnaires • ACCESSFM and design specifications • Numeracy — graphs and measuring with a steel rule • Hardwoods and softwoods, including redwood • Workshop tools	• Identify construction careers and explain the role of a CAD technician • Identify hazards and suggest suitable safety precautions • Sequence the design process and explain why designers revisit stages • Write a simple design brief and identify user needs • Distinguish between needs and wants and write questionnaire questions • Recall ACCESSFM terms and write suitable design specification points

		• Interpret bar charts and read measurements in millimetres • Explain why redwood is suitable • Identify workshop saws- Coping, tenon and mitre saw. Identify tools- mortise gauge and marking gauge.

How you can help at home

- Encourage your child to use their revision checklist and class notes to revise regularly.
- Ask your child to explain key terms and practise answering short questions using examples.
- Help your child check their understanding by asking them to identify materials, discuss product designs and explain workshop safety rules.

If you have any questions, please contact Mrs M Gibson, Head of Technology & Design.

Guígh Agus Foghlaim

Music

Christmas Examinations – What to Revise

St. Benedict's College, Randalstown · Music Department

Year	Topics to revise	Skills to practise
Year 8	**Responding to Music** Elements of Music **Music Theory** Note Values	**Responding to Music** Listen to a musical extract and answer specific questions about individual elements, e.g. describe what happens to the dynamics, tempo or texture. **Music Theory** Visually recognise and name note values. Draw notes correctly. Recall how many beats each note is worth.
Year 9	**Responding to Music** Use of Elements of Music in Musical Theatre – Mood and Atmosphere **Music Theory** Note Values Treble Clef Notation Reading Music Skills	**Responding to Music** Listen to musical extracts and answer specific questions about the Elements of Music. Identify and describe how the Elements of Music are used within a piece. Explain how a composer uses the Elements of Music to create mood and atmosphere in a piece of musical theatre, using appropriate musical vocabulary. **Music Theory** Recognise, name and draw note values. Recall the number of beats each note is worth. Recognise, name and draw notes on the treble clef. Read simple musical notation.
Year 10	**Responding to Music** Use of Elements of Music in Film Music – Mood and Atmosphere **Music Theory** Note Values Treble Clef Notation Bass Clef Notation Reading Music Skills	**Responding to Music** Listen to musical extracts and answer specific questions about the Elements of Music. Identify and describe how the Elements of Music are used within a piece. Explain how a composer uses the Elements of Music to create mood and atmosphere in a piece of film music, using appropriate musical vocabulary. **Music Theory** Recognise, name and draw note values. Recall the number of beats each note is worth. Recognise, name and draw notes in both treble and bass clefs. Read and interpret musical notation accurately.

How you can help at home

Pupils have been creating **revision flashcards** in school, with questions on one side and answers on the other. You can support their learning at home in three simple ways:

- **Quiz Me!** – Use the flashcards to test your child's knowledge, encouraging them to recall answers from memory.
- **Let Me Teach You!** – Ask your child to explain a topic to you. Teaching someone else is a great way to strengthen understanding.
- **Help Me Improve!** – Encourage your child to identify topics they find difficult and revisit these areas, rather than focusing only on what they already know.

Why does this work? These research-supported strategies encourage *active recall and retrieval practice*, helping pupils strengthen their memory, identify gaps in their knowledge and build confidence for their examinations.

If you have any questions, please contact Mrs Hogarty, Head of Music

MFL Irish/French

Christmas Examinations – What to Revise

St. Benedict's College, Randalstown · Modern Foreign Language Department

Year	Topics to revise	Skills to practise
Year 8	**Irish** - Basic conversation -10/20 words -Colours -Numbers -Prepositions **French** Being able to recognise words linked to: - Key phrases/basic conversational phrases - Numbers - Days, Months & seasons - Colours - Pets - animals at home	Recognise and understand key vocabulary from the topics studied in Irish/French
Year 9	**Irish** Sipoadóreacht Booklet- Being able to recognise words linked to: - Food - Money - Clothes **French** Being able to recognise words linked to: - Key phrases - Numbers - Days & Months - Classroom Objects	Recognise and understand key vocabulary from the topics studied in both Irish and French
Year 10	**Irish** Laethanta Saoire Booklet- Being able to recognise words linked to: -Counties and Countries - Where you went/stayed and what you did on holidays - Weather	Recognise and understand key vocabulary from the topics studied in both Irish and French

	French Being able to recognise words linked to: - Numbers- multiples of 10 up to 100 - Clothes - Colours - Classroom objects	

How you can help at home

- Ensure your child completes WordWall revision tasks posted on their Google Classroom
- Testing them on their vocabulary, making sure that they can recognise how to read the words in Irish and French
- Short, regular revision (20–30 minutes a night) works better than one long session the night before.

If you have any questions, please contact Mr Duffin

Guígh Agus Foghlaim

Art & Design

Christmas Examinations – What to Revise

St. Benedict's College, Randalstown · Art & Design Department

Year	Topics to revise	Skills to practise
Year 8	**100% Continuous Assessment** Sketchbook - 40% CM tasks - 60%	Observational skills Medium/Media handling
Year 9	**100% Continuous Assessment** Sketchbook - 40% CM tasks - 60%	Observational skills Medium/Media handling
Year 10	**100% Continuous Assessment** Sketchbook - 40% CM tasks - 60%	Observational skills Medium/Media handling

How you can help at home

- Make sure all homeworks set have been fully completed in correct medium (pencil, pen, coloured pencil, paint, etc.,) and technique (line, tonal, etc.,). Homework guide at the back of their sketchbook.
- minimum 3 sentence evaluation - 3 sentence is reflective and gives an opinion on the task, skills needed and how well they think they have completed their work. Evaluation guide at the back of their sketchbook.
-

If you have any questions, please contact Ms McElhone.

Guígh Agus Foghlaim

ICT

Christmas Examinations – What to Revise

St. Benedict's College, Randalstown · ICT Department

Year	Topics to revise	Skills to practise
Year 8	Create a personal Digital Footprint	Use Google to search for clear, relevant images. Download the images, give them sensible file names and save them in your Pictures folder. Insert the saved images into your Digital Footprint template. Practise resizing and moving them so they fit.
Year 9	PowerPoint presentation on an Entrepreneur of your choice	Insert, resize and position images appropriately. Apply a consistent colour scheme, layout and font style. Make headings stand out and keep the main text large enough to read. Add speaker notes to at least three slides. Apply a transition between slides and an animation. Use Google to search for and extract relevant information. Put information into own words.
Year 10	Using Photoshop to create an advertisement for a new movie released.	Create a 1000 × 1000 pixel canvas. Create and name separate layers. Search for and download relevant images. Practice using the lasso, quick selection and magic wand tools.

		Add in adjustment layers such as, brightness/contrast and hue/ saturation . Add in and alter text.

How you can help at home

·Use the revision checklist available on Google Classroom

·Ask for a quick demonstration

·Identify areas that your child may be struggling with and revisit these

If you have any questions, please contact Mrs Logan, Head of ICT.

Guígh Agus Foghlaim

ST. BENEDICT'S COLLEGE

Study smart.

Your KS3 guide to learning and remembering more

01 REMEMBER

02 PRACTISE

03 PLAN

Years 8–10 | 2026–27

Name: _____

Class: _____

STUDY SMART / 02

Meet your memory

Learning means being able to remember and use what you have learnt.

NOTICE
Pay attention

›

THINK
Working memory

›

STORE
Long-term memory

Why revisit learning?

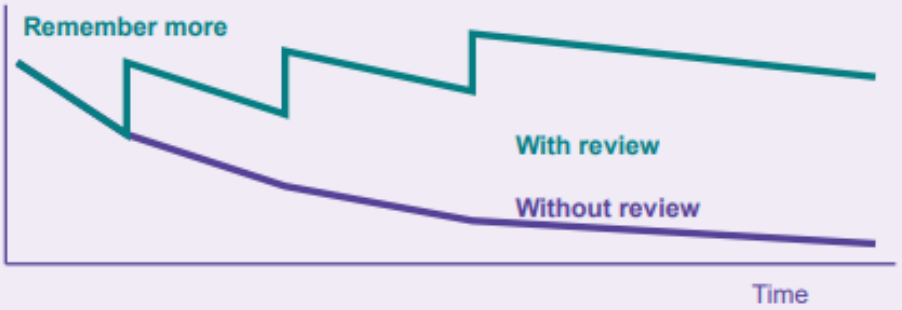

Illustration only – forgetting varies from person to person.

TRY IT

Close your book. Write three things you learnt today. Check your notes and add anything you missed.

Test yourself

Retrieval practice means bringing information to mind without looking at your notes.

QUESTION

What is the capital city of Northern Ireland?

ANSWER

Belfast

Make one question per card. Say the answer before you turn it over. Check it carefully.

The three-box flashcard method

BOX 1

Every day

BOX 2

Twice a week

BOX 3

Once a week

Correct? Move it to the next box. Incorrect? Keep practising in that box. Keep revisiting box 3.

TRY IT

Make three flashcards for Science or History. Ask someone to quiz you.

STUDY SMART / 04

Little and often

Spacing means revisiting learning over several days. Interleaving means mixing different topics.

Avoid cramming everything into one night.

MON	TUE	WED	THU	FRI
Maths	English	Maths	Science	English

Try a short focus session

15 min	5 min	15 min
Focus	Break	Practise

Put your phone away, choose one task and set a timer. Build up your study time as you get used to it.

TRY IT

Choose two topics to practise this week. Revisit each topic on another day.

Make it memorable

Chunking breaks information into small parts. Dual coding combines useful pictures and words.

Chunk it: one topic, three smaller parts

Plants
Roots

Plants
Stem

Plants
Leaves

Draw it: label a plant

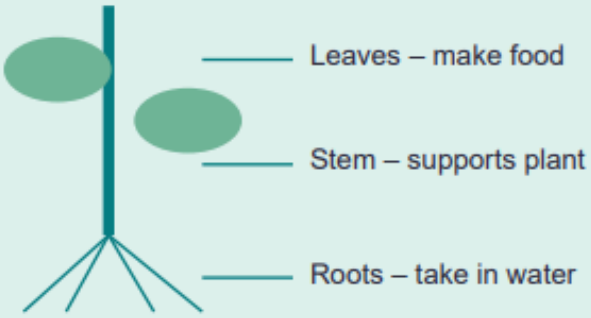

TRY IT

Turn a page of notes into three headings and a labelled picture. Cover it and explain it from memory.

STUDY SMART / 06

Practise what is hard

Deliberate practice means working on the things you find difficult, not just the things you enjoy.

1. Choose

Pick a tricky topic.

2. Try

Answer without notes.

3. Check

Use your book or ask a teacher.

4. Improve

Correct mistakes and try again.

Swap these habits

Just reread	Close the book and recall
Copy notes	Write what you remember
Highlight everything	Pick key facts and test them

My tricky topic: _____

STUDY SMART / 07

Ready, set, study

A good routine makes it easier to get started and stay focused.

1

Clear your space

Find a quiet, comfortable place.

2

Put distractions away

Keep your phone out of reach.

3

Get ready

Have books, pens and water nearby.

4

Set a small goal

Decide what you will learn today.

MY STUDY PROMISE

I will study at _____ for _____ minutes.
When I finish, I will _____.

My weekly plan

Start small. Choose a topic, a short task and a time. Tick each session when you finish.

Monday	_____	☐
Tuesday	_____	☐
Wednesday	_____	☐
Thursday	_____	☐
Friday	_____	☐
Saturday	_____	☐
Sunday	_____	☐

This week I am proud of:

Next week I need to practise:

Adapted from the college KS4 Study Skills Booklet 2026–27.